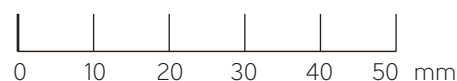


FREYWILLE JEWELLERY SIZE GUIDE


BOARDED BANGLES

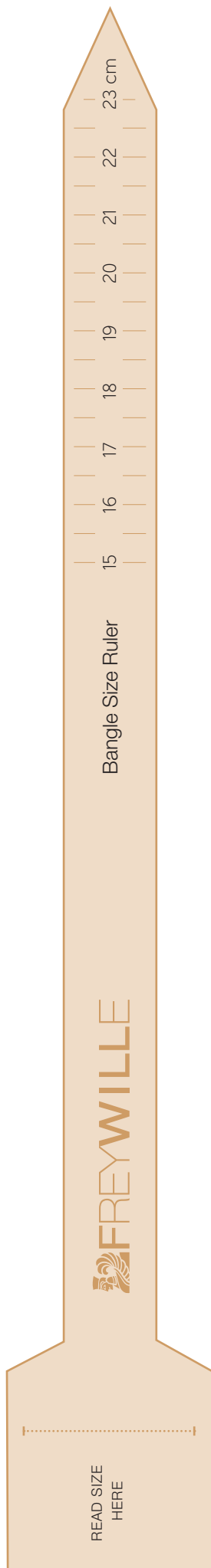
Please make sure to print this guide in scale 1:1 by ticking “actual size” in the print dialog box.

Use your credit card, a ruler or a measuring tape to check if the scaling is correct.

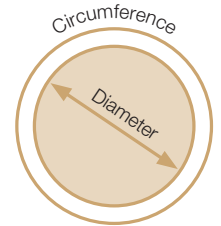


FREYWILLE boarded bangles are round bracelets without openings. If you want to buy a FREYWILLE boarded bangle, you can use the following solutions to find your size.





Solution number 1: if you have a measuring tape, you can measure the circumference of your wrist. Depending on whether you like your bracelet loose or tight on your wrist, you can add 1.5 cm to your measurement or simply place your existing bangle on the circles below.

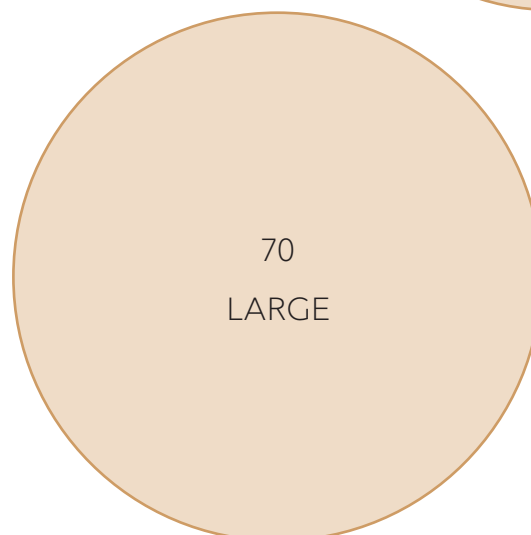
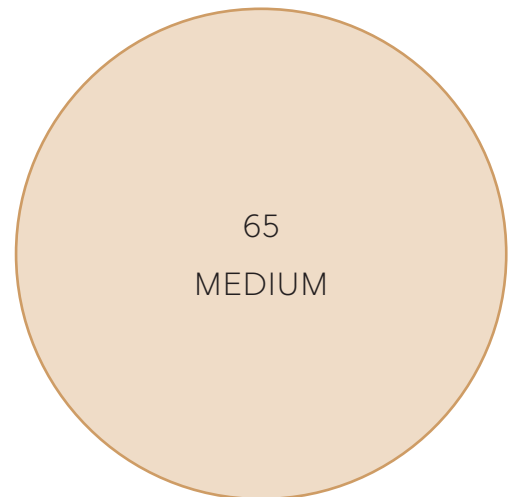
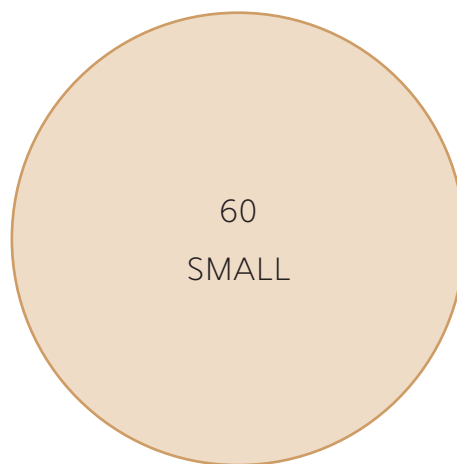


Inside Circumference (mm):

Size S: 189 mm

Size M: 204 mm

Size L: 220 mm



Solution number 2: cut the FREYWILLE Boarded Bangle Ruler out and carefully cut the slit line. Wrap the ruler around your wrist and let the end pass through the slit. Make sure that the paper ring sits comfortably but you can let it slide off your hand. Remember that boarded bangles do not open up, so they should comfortably slide off your hand. Mark the size.